



WALCOOM

Walcoom Corporation



ROAD FENCE

www.walcoom.com
E-mail: sales@walcoom.com

ROAD FENCE

Walcoom provides a wide range of fences with various kinds of materials and shapes. Road fence is one of our categories, which very popular used in city road in China. As you see from the cover of the PDF, road fence is a metal fence with different bright color surface. Bright colors are easy to be seen and have a luminous effect, thus ensuring the drivers' safety while driving at night.

Road fence has three major functions, first, protection function, located between the driveways in opposite directions or between sidewalk and motorway, both offer protection for drivers and pedestrians. Second, keep vehicles within their lanes that help to reduce the traffic accidents. Third, allowing with potted plants and advertising board, that's a kind of roadway decoration and advertising way.

Road fence type: spear-top road fence, flat-top road fence, bow-top road fence.



Spear-top road fence



Flat-top road fence



Bow-top road fence

Specification

- **Material:** galvanized steel, iron, mild steel, carbon steel.
- **Surface treatment:** hot dip/electro galvanized, powder coating, spray coating, PVC coating, PE coating.
- **Base support material:** polymer, iron, rubber.
- **Height:** 0.6–2 m.
- **Color:** white, blue, black, green, red, yellow, etc.
- **Standard:** ISO 9001.
- **Base support:** Polymer, iron, rubber.
- **Package:** Packed with plastic film then stored and transported on wooden pallets, or according to your requirement.

Features

- Anti-UV & corrosion.
- High-visibility.
- High strength & light-weight.
- Delicate appearance.
- Easy to install and transport.
- Long service life.

Function

- Provide protection for pedestrians & drivers.
- Keep vehicles within their right roadway.
- Avoid changing lanes at will.
- Reduce traffic accident.
- Prevent people from jaywalking.
- Anti-climb.
- With potted plant may beautify the surroundings.
- Propaganda function.

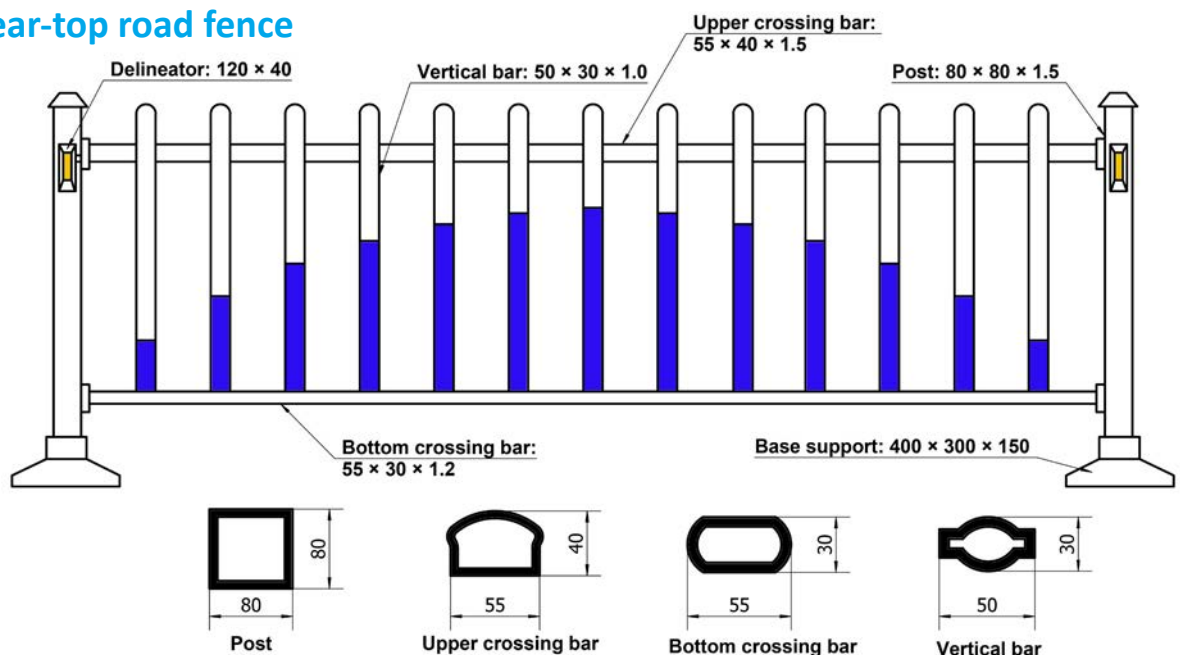
Application site

- Sidewalks.
- Motorway in municipal district.
- Commercial street.
- Plaza area.
- Residential area.
- Swimming pool.
- Park.
- Parking lot.
- Bus stop.

Product illustration

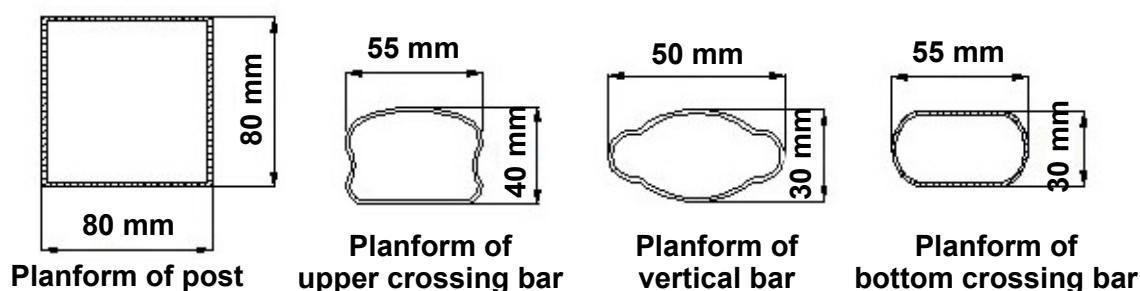
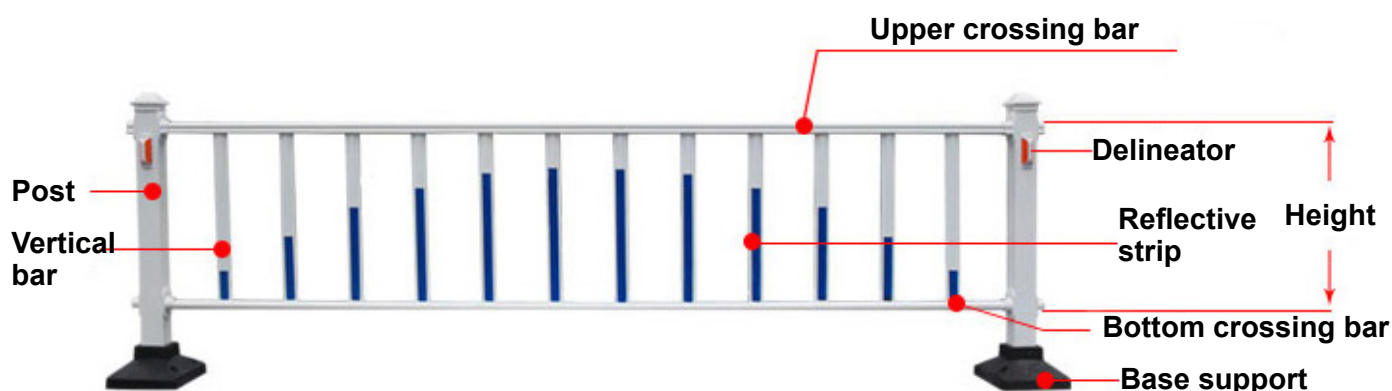
Structure of spear-top road fence

- Posts.
- Post caps.
- Base supports.
- Vertical bars.
- Crossing bars.
- Delineators.



Structure of flat-top road fence

- Posts.
- Screws and connecting tools.
- Vertical bars.
- Crossing bars.
- Reflective strip.
- Base supports.
- Delineators.

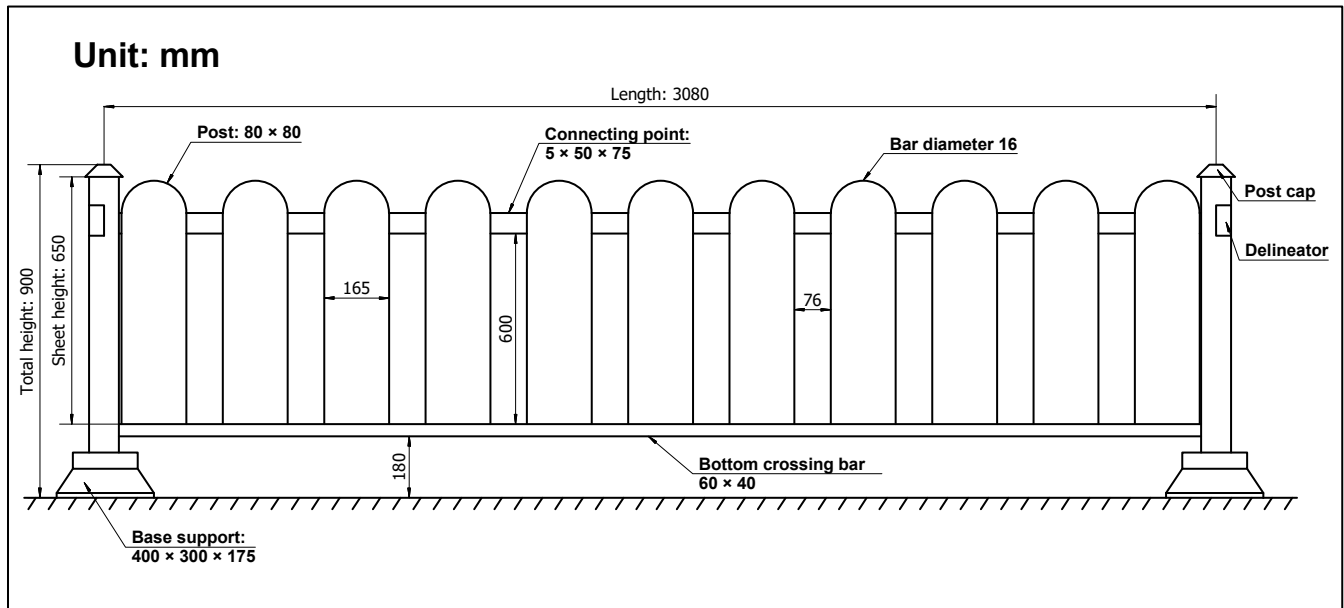


1 connecting component & 2 screws	Delineator	Common post cap	Solar post cap (extra charge)	Common base support 250 × 330 × 130 mm	Base support 330 × 400 × 150 (extra charge)

Structure of bow-top road fence

- Posts
- Post caps
- Vertical bars
- Crossing bars.
- Base supports
- Connecting bars
- Delineators

Size of Road Fence

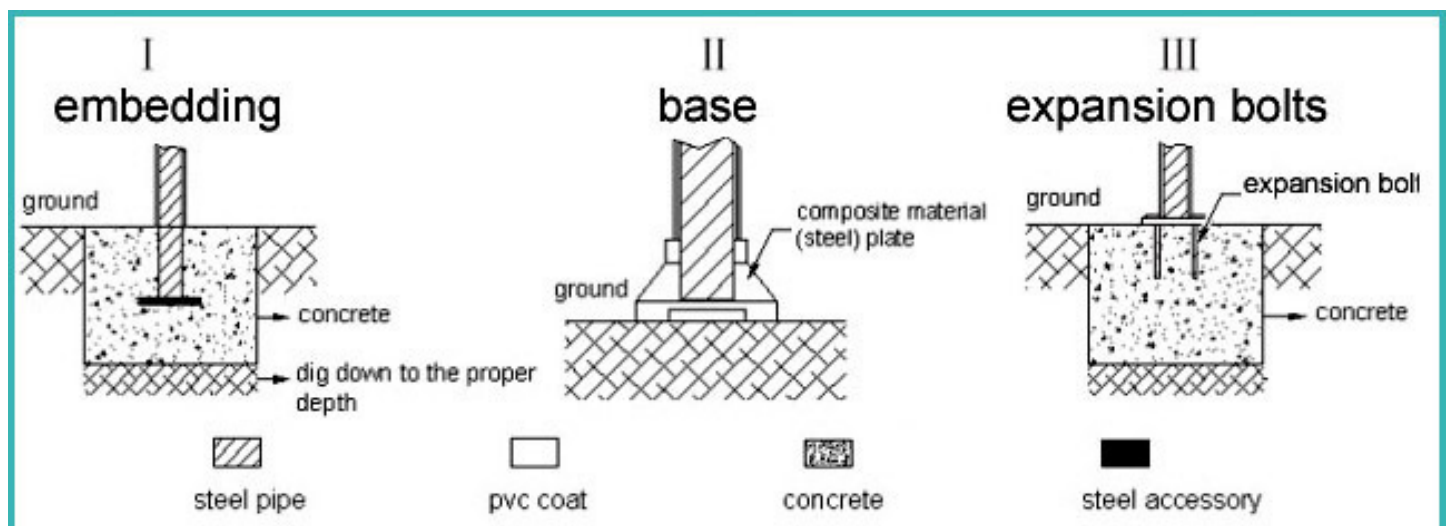


Installation instructions

Three ways of road fence installation.

1. Installation on concrete slab: embedding the post into concrete slab for fixing.
2. With the help of base support: fix the post on the ground by using screws and base support. Screw the expansion bolt into the concrete for fixing.

(the three installation ways as below)



ROAD FENCE

Walcoom Corporation



Add: No. 3481, Yongxing Road, Hengshui City, Hebei Province, China.
Tel: +86-15030811699
Skype: wiremesh@live.com
E-mail: sales@walcoom.com
Web: <http://www.walcoom.com>

