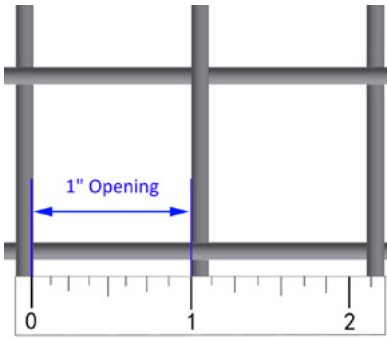




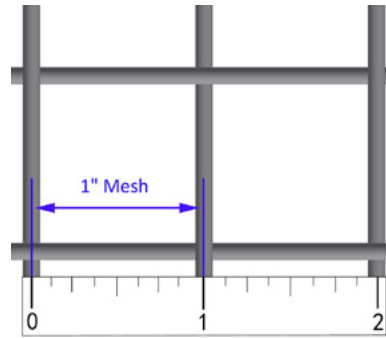
## Stainless Steel Woven Wire Mesh Technical Data

### Explanation of Mesh Count Terminology

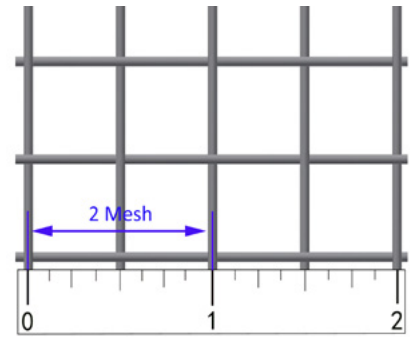
#### Examples:



1" Opening = a 1" opening, measured from inside wire edge to inside wire edge.



1" Mesh = a 1" measurement from center to center of wire.



2 Mesh = a total of 2 equal openings within a 1" measurement, from center to center of wire.

### Stainless steel 304 woven wire mesh specification

Item number	Mesh	Wire diameter	Width of opening	Construction type
WCWM1"×1"304.250PL	1" × 1"	0.250"	0.750"	PLAIN
WCWM1"×1"304.192PL	1" × 1"	0.192"	0.808"	PLAIN
WCWM1"×1"304.187PL	1" × 1"	0.187"	0.813"	PLAIN
WCWM1"×1"304.162PL	1" × 1"	0.162"	0.838"	PLAIN
WCWM2304.135PL	2	0.135"	0.365"	PLAIN
WCWM2304.120PL	2	0.120"	0.380"	PLAIN
WCWM2304.105PL	2	0.105"	0.395"	PLAIN
WCWM2304.080PL	2	0.080"	0.420"	PLAIN
WCWM2304.063PL	2	0.063"	0.437"	PLAIN
WCWM2304.054PL	2	0.054"	0.446"	PLAIN
WCWM2304.047PL	2	0.047"	0.453"	PLAIN
WCWM3304.120PL	3	0.120"	0.213"	PLAIN
WCWM3304.105PL	3	0.105"	0.228"	PLAIN
WCWM3304.092PL	3	0.092"	0.241"	PLAIN
WCWM3304.080PL	3	0.080"	0.253"	PLAIN
WCWM3304.063PL	3	0.063"	0.270"	PLAIN
WCWM3304.054PL	3	0.054"	0.279"	PLAIN
WCWM3304.047PL	3	0.047"	0.286"	PLAIN
WCWM4304.120PL	4	0.120"	0.130"	PLAIN
WCWM4304.105PL	4	0.105"	0.145"	PLAIN
WCWM4304.080PL	4	0.080"	0.170"	PLAIN
WCWM4304.063PL	4	0.063"	0.187"	PLAIN
WCWM4304.054PL	4	0.054"	0.196"	PLAIN
WCWM4304.047PL	4	0.047"	0.203"	PLAIN
WCWM4304.041PL	4	0.041"	0.209"	PLAIN

**Stainless steel 304 woven wire mesh specification  
(CONTINUED FROM LAST PAGE)**

Item number	Mesh	Wire diameter	Width of opening	Construction type
WCWM4304.035PL	4	0.035"	0.215"	PLAIN
WCWM4304.028PL	4	0.028"	0.222"	PLAIN
WCWM5304.080PL	5	0.080"	0.120"	PLAIN
WCWM5304.063PL	5	0.063"	0.137"	PLAIN
WCWM5304.054PL	5	0.054"	0.146"	PLAIN
WCWM5304.047PL	5	0.047"	0.153"	PLAIN
WCWM5304.041PL	5	0.041"	0.159"	PLAIN
WCWM5304.035PL	5	0.035"	0.165"	PLAIN
WCWM5304.032PL	5	0.032"	0.168"	PLAIN
WCWM6304.063PL	6	0.063"	0.104"	PLAIN
WCWM6304.047PL	6	0.047"	0.120"	PLAIN
WCWM6304.041PL	6	0.041"	0.126"	PLAIN
WCWM6304.035PL	6	0.035"	0.132"	PLAIN
WCWM6304.032PL	6	0.032"	0.135"	PLAIN
WCWM6304.028PL	6	0.028"	0.139"	PLAIN
WCWM7304.035PL	7	0.035"	0.108"	PLAIN
WCWM7304.028PL	7	0.028"	0.115"	PLAIN
WCWM8304.063PL	8	0.063"	0.062"	PLAIN
WCWM8304.054PL	8	0.054"	0.071"	PLAIN
WCWM8304.047PL	8	0.047"	0.078"	PLAIN
WCWM8304.041PL	8	0.041"	0.084"	PLAIN
WCWM8304.035PL	8	0.035"	0.090"	PLAIN
WCWM8304.032PL	8	0.032"	0.093"	PLAIN
WCWM8304.028PL	8	0.028"	0.097"	PLAIN
WCWM8304.025PL	8	0.025"	0.100"	PLAIN
WCWM8304.020PL	8	0.020"	0.105"	PLAIN
WCWM8304.017PL	8	0.017"	0.108"	PLAIN
WCWM9304.047PL	9	0.047"	0.064"	PLAIN
WCWM9304.032PL	9	0.032"	0.079"	PLAIN
WCWM9304.023PL	9	0.023"	0.088"	PLAIN
WCWM10304.047PL	10	0.047"	0.053"	PLAIN
WCWM10304.041PL	10	0.041"	0.059"	PLAIN
WCWM10304.035PL	10	0.035"	0.065"	PLAIN
WCWM10304.032PL	10	0.032"	0.068"	PLAIN
WCWM10304.028PL	10	0.028"	0.072"	PLAIN
WCWM10304.025PL	10	0.025"	0.075"	PLAIN
WCWM10304.023PL	10	0.023"	0.077"	PLAIN
WCWM10304.020PL	10	0.020"	0.080"	PLAIN
WCWM12304.041PL	12	0.041"	0.042"	PLAIN
WCWM12304.035PL	12	0.035"	0.048"	PLAIN
WCWM12304.032PL	12	0.032"	0.051"	PLAIN
WCWM12304.028PL	12	0.028"	0.055"	PLAIN



**Stainless steel 304 woven wire mesh specification  
(CONTINUED FROM LAST PAGE)**

Item number	Mesh	Wire diameter	Width of opening	Construction type
WCWM12304.025PL	12	0.025"	0.058"	PLAIN
WCWM12304.023PL	12	0.023"	0.060"	PLAIN
WCWM12304.020PL	12	0.020"	0.063"	PLAIN
WCWM12304.018PL	12	0.018"	0.065"	PLAIN
WCWM12304.016PL	12	0.016"	0.067"	PLAIN
WCWM14304.025PL	14	0.025"	0.046"	PLAIN
WCWM14304.023PL	14	0.023"	0.048"	PLAIN
WCWM14304.020PL	14	0.020"	0.051"	PLAIN
WCWM14304.0195PL	14	0.0195"	0.052"	PLAIN
WCWM14304.017PL	14	0.017"	0.054"	PLAIN
WCWM14304.014PL	14	0.014"	0.057"	PLAIN
WCWM14304.011PL	14	0.011"	0.060"	PLAIN
WCWM14304.009PL	14	0.009"	0.062"	PLAIN
WCWM16304.035PL	16	0.035"	0.028"	PLAIN
WCWM16304.032PL	16	0.032"	0.031"	PLAIN
WCWM16304.028PL	16	0.028"	0.035"	PLAIN
WCWM16304.025PL	16	0.025"	0.038"	PLAIN
WCWM16304.023PL	16	0.023"	0.040"	PLAIN
WCWM16304.020PL	16	0.020"	0.043"	PLAIN
WCWM16304.018PL	16	0.018"	0.045"	PLAIN
WCWM16304.016PL	16	0.016"	0.047"	PLAIN
WCWM16304.012PL	16	0.012"	0.051"	PLAIN
WCWM16304.011PL	16	0.011"	0.052"	PLAIN
WCWM16304.009PL	16	0.009"	0.054"	PLAIN
WCWM18×14304.009PL	18 × 14	0.009"	0.054" × 0.062"	PLAIN
WCWM18304.023PL	18	0.023"	0.0330"	PLAIN
WCWM18304.020PL	18	0.020"	0.0360"	PLAIN
WCWM18304.017PL	18	0.017"	0.0390"	PLAIN
WCWM18304.015PL	18	0.015"	0.041"	PLAIN
WCWM18304.012PL	18	0.012"	0.044"	PLAIN
WCWM18304.011PL	18	0.011"	0.045"	PLAIN
WCWM18304.009PL	18	0.009"	0.047"	PLAIN
WCWM20304.028PL	20	0.028"	0.022"	PLAIN
WCWM20304.025PL	20	0.025"	0.025"	PLAIN
WCWM20304.023PL	20	0.023"	0.027"	PLAIN
WCWM20304.020PL	20	0.020"	0.030"	PLAIN
WCWM20304.018PL	20	0.018"	0.032"	PLAIN
WCWM20304.016PL	20	0.016"	0.034"	PLAIN
WCWM20304.014PL	20	0.014"	0.036"	PLAIN
WCWM20304.012PL	20	0.012"	0.038"	PLAIN
WCWM20304.009PL	20	0.009"	0.041"	PLAIN
WCWM22304.015PL	22	0.015"	0.030"	PLAIN



**Stainless steel 304 woven wire mesh specification  
(CONTINUED FROM LAST PAGE)**

Item number	Mesh	Wire diameter	Width of opening	Construction type
WCWM22304.0135PL	22	0.0135"	0.032"	PLAIN
WCWM22304.0075PL	22	0.0075"	0.038"	PLAIN
WCWM24304.015PL	24	0.015"	0.027"	PLAIN
WCWM24304.014PL	24	0.014"	0.028"	PLAIN
WCWM24304.012PL	24	0.012"	0.030"	PLAIN
WCWM24304.011PL	24	0.011"	0.031"	PLAIN
WCWM24304.010PL	24	0.010"	0.032"	PLAIN
WCWM24304.0075PL	24	0.0075"	0.034"	PLAIN
WCWM28304.010PL	28	0.010"	0.026"	PLAIN
WCWM28304.0075PL	28	0.0075"	0.028"	PLAIN
WCWM30304.016PL	30	0.016"	0.017"	PLAIN
WCWM30304.014PL	30	0.014"	0.019"	PLAIN
WCWM30304.013PL	30	0.013"	0.020"	PLAIN
WCWM30304.012PL	30	0.012"	0.021"	PLAIN
WCWM30304.010PL	30	0.010"	0.023"	PLAIN
WCWM30304.0095PL	30	0.0095"	0.024"	PLAIN
WCWM30304.0090PL	30	0.009"	0.024"	PLAIN
WCWM30304.0085PL	30	0.0085"	0.025"	PLAIN
WCWM30304.0065PL	30	0.0065"	0.027"	PLAIN
WCWM34304.0065PL	34	0.0065"	0.023"	PLAIN
WCWM35304.011PL	35	0.011"	0.018"	PLAIN
WCWM35304.010PL	35	0.010"	0.019"	PLAIN
WCWM36304.0065PL	36	0.0065"	0.021"	PLAIN
WCWM40304.013PL	40	0.013"	0.012"	PLAIN
WCWM40304.011PL	40	0.011"	0.014"	PLAIN
WCWM40304.010PL	40	0.010"	0.015"	PLAIN
WCWM40304.0095PL	40	0.0095"	0.016"	PLAIN
WCWM40304.009PL	40	0.009"	0.016"	PLAIN
WCWM40304.0085PL	40	0.0085"	0.017"	PLAIN
WCWM40304.0065PL	40	0.0065"	0.019"	PLAIN
WCWM50304.01PL	50	0.01"	0.010"	PLAIN
WCWM50304.009PL	50	0.009"	0.011"	PLAIN
WCWM50304.008PL	50	0.008"	0.012"	PLAIN
WCWM50304.0075PL	50	0.0075"	0.013"	PLAIN
WCWM50304.0055PL	50	0.0055"	0.015"	PLAIN
WCWM50304.0045PL	50	0.0045"	0.016"	PLAIN
WCWM50304.0012PL	50	0.0012"	0.019"	PLAIN
WCWM60304.011PL	60	0.011"	0.006"	PLAIN
WCWM60304.010PL	60	0.010"	0.007"	PLAIN
WCWM60304.009PL	60	0.009"	0.008"	PLAIN
WCWM60304.0085PL	60	0.0085"	0.008"	PLAIN
WCWM60304.0075PL	60	0.0075"	0.009"	PLAIN

**Stainless steel 304 woven wire mesh specification  
(CONTINUED FROM LAST PAGE)**

Item number	Mesh	Wire diameter	Width of opening	Construction type
WCWM60304.007PL	60	0.007"	0.010"	PLAIN
WCWM60304.0065PL	60	0.0065"	0.010"	PLAIN
WCWM70304.0075PL	70	0.0075"	0.007"	PLAIN
WCWM70304.0065PL	70	0.0065"	0.008"	PLAIN
WCWM70304.0037PL	70	0.0037"	0.011"	PLAIN
WCWM80304.0070PL	80	0.0070"	0.006"	PLAIN
WCWM80304.0055PL	80	0.0055"	0.007"	PLAIN
WCWM80304.0037PL	80	0.0037"	0.009"	PLAIN
WCWM84304.0035PL	84	0.0035"	0.008"	PLAIN
WCWM90304.005PL	90	0.005"	0.006"	PLAIN
WCWM90304.0035PL	90	0.0035"	0.008"	PLAIN
WCWM100304.0045PL	100	0.0045"	0.0055"	PLAIN
WCWM100304.004PL	100	0.004"	0.006"	PLAIN
WCWM100304.0035PL	100	0.0035"	0.007"	PLAIN
WCWM100304.003PL	100	0.003"	0.007"	PLAIN
WCWM100304.0022PL	100	0.0022"	0.008"	PLAIN
WCWM100304.0012PL	100	0.0012"	0.009"	PLAIN
WCWM100×90304.004PL	100 × 90	0.004"	0.006"	PLAIN
WCWM120304.0037PL	120	0.0037"	0.005"	PLAIN
WCWM120304.0026PL	120	0.0026"	0.006"	PLAIN
WCWM150304.0026PL	150	0.0026"	0.004"	PLAIN
WCWM200304.0021PL	200	0.0021"	0.003"	PLAIN
WCWM200304.0016PL	200	0.0016"	0.003"	PLAIN
WCWM230304.0014PL	230	0.0014"	0.003"	PLAIN
WCWM250304.0016PL	250	0.0016"	0.002"	PLAIN
WCWM270304.0014PL	270	0.0014"	0.002"	PLAIN
WCWM325304.0014PL	325	0.0014"	0.002"	PLAIN
WCWM400304.001PL	400	0.001"	0.002"	PLAIN
WCWM500304.001PL	500	0.001"	0.001"	PLAIN
WCWM500304.00085PL	500	0.00085"	0.00115"	PLAIN
WCWM625304.0008PL	625	0.0008"	0.0008"	PLAIN
WCWM4"O304.250IL	4" opening	0.250"	4.000"	INTERCRIMP/LOCK
WCWM2"×2"304.250IL	2" × 2"	0.250"	1.750"	INTERCRIMP/LOCK
WCWM2"×2"304.192IL	2" × 2"	0.192"	1.808"	INTERCRIMP/LOCK
WCWM2"×2"304.187IL	2" × 2"	0.187"	1.813"	INTERCRIMP/LOCK
WCWM2"×2"304.162IL	2" × 2"	0.162"	1.838"	INTERCRIMP/LOCK
WCWM2"×2"304.148IL	2" × 2"	0.148"	1.852"	INTERCRIMP/LOCK
WCWM2"×2"304.135IL	2" × 2"	0.135"	1.865"	INTERCRIMP/LOCK
WCWM2"×2"304.120IL	2" × 2"	0.120"	1.880"	INTERCRIMP/LOCK
WCWM2"×2"304.105IL	2" × 2"	0.105"	1.895"	INTERCRIMP/LOCK
WCWM1.5"×1.5"304.162L	1-1/2" × 1-1/2"	0.162"	1.338"	INTERCRIMP/LOCK
WCWM1.5"×1.5"304.135L	1-1/2" × 1-1/2"	0.135"	1.365"	INTERCRIMP/LOCK



**Stainless steel 304 woven wire mesh specification  
(CONTINUED FROM LAST PAGE)**

Item number	Mesh	Wire diameter	Width of opening	Construction type
WCWM1.5"×1.5"304.120L	1-1/2" × 1-1/2"	0.120"	1.380"	INTERCRIMP/LOCK
WCWM1"×1"304.192IL	1"	0.192"	0.808"	INTERCRIMP/LOCK
WCWM1"×1"304.187IL	1"	0.187"	0.813"	INTERCRIMP/LOCK
WCWM1"×1"304.162IL	1"	0.162"	0.838"	INTERCRIMP/LOCK
WCWM1"×1"304.148IL	1"	0.148"	0.852"	INTERCRIMP/LOCK
WCWM1"×1"304.135IL	1"	0.135"	0.865"	INTERCRIMP/LOCK
WCWM1"×1"304.120IL	1"	0.120"	0.880"	INTERCRIMP/LOCK
WCWM1"×1"304.105IL	1"	0.105"	0.895"	INTERCRIMP/LOCK
WCWM1"×1"304.093IL	1"	0.093"	0.907"	INTERCRIMP/LOCK
WCWM3/4"O304.250IL	3/4" opening	0.250"	0.750"	INTERCRIMP/LOCK
WCWM3/4"×3/4"304.120IL	3/4" × 3/4"	0.120"	0.630"	INTERCRIMP/LOCK
WCWM3/4"×3/4"304.105IL	3/4" × 3/4"	0.105"	0.645"	INTERCRIMP/LOCK
WCWM3/4"×3/4"304.080IL	3/4" × 3/4"	0.080"	0.670"	INTERCRIMP/LOCK
WCWM2304.135IL	2	0.135"	0.365"	INTERCRIMP/LOCK
WCWM2304.120IL	2	0.120"	0.380"	INTERCRIMP/LOCK
WCWM2304.105IL	2	0.105"	0.395"	INTERCRIMP/LOCK
WCWM2304.080IL	2	0.080"	0.420"	INTERCRIMP/LOCK
WCWM2304.063IL	2	0.063"	0.437"	INTERCRIMP/LOCK
WCWM3304.120IL	3	0.120"	0.213"	INTERCRIMP/LOCK
WCWM3304.105IL	3	0.105"	0.228"	INTERCRIMP/LOCK
WCWM3304.092IL	3	0.092"	0.241"	INTERCRIMP/LOCK

**Stainless steel 316 woven wire mesh specification**

Item number	Mesh	Wire diameter	Width of opening	Construction type
WCWM1"×1"316.192PL	1" × 1"	0.192"	0.808"	PLAIN
WCWM1"×1"316.187PL	1" × 1"	0.187"	0.813"	PLAIN
WCWM1"×1"316.162PL	1" × 1"	0.162"	0.838"	PLAIN
WCWM2316.135PL	2	0.135"	0.365"	PLAIN
WCWM2316.120PL	2	0.120"	0.380"	PLAIN
WCWM2316.105PL	2	0.105"	0.395"	PLAIN
WCWM2316.080PL	2	0.080"	0.420"	PLAIN
WCWM2316.063PL	2	0.063"	0.437"	PLAIN
WCWM2316.054PL	2	0.054"	0.446"	PLAIN
WCWM2316.047PL	2	0.047"	0.453"	PLAIN
WCWM3316.120PL	3	0.120"	0.213"	PLAIN
WCWM3316.105PL	3	0.105"	0.228"	PLAIN
WCWM3316.092PL	3	0.092"	0.214"	PLAIN
WCWM3316.080PL	3	0.080"	0.253"	PLAIN
WCWM3316.063PL	3	0.063"	0.270"	PLAIN
WCWM3316.054PL	3	0.054"	0.279"	PLAIN
WCWM3316.047PL	3	0.047"	0.286"	PLAIN
WCWM4316.120PL	4	0.120"	0.130"	PLAIN



**Stainless steel 316 woven wire mesh specification  
(CONTINUED FROM LAST PAGE)**

Item number	Mesh	Wire diameter	Width of opening	Construction type
WCWM4316.105PL	4	0.105"	0.145"	PLAIN
WCWM4316.080PL	4	0.080"	0.170"	PLAIN
WCWM4316.063PL	4	0.063"	0.187"	PLAIN
WCWM4316.054PL	4	0.054"	0.196"	PLAIN
WCWM4316.047PL	4	0.047"	0.203"	PLAIN
WCWM4316.041PL	4	0.041"	0.209"	PLAIN
WCWM4316.035PL	4	0.035"	0.215"	PLAIN
WCWM4316.028PL	4	0.028"	0.222"	PLAIN
WCWM5316.08PL	5	0.08"	0.120"	PLAIN
WCWM5316.063PL	5	0.063"	0.137"	PLAIN
WCWM5316.054PL	5	0.054"	0.146"	PLAIN
WCWM5316.047PL	5	0.047"	0.153"	PLAIN
WCWM5316.041PL	5	0.041"	0.159"	PLAIN
WCWM5316.035PL	5	0.035"	0.165"	PLAIN
WCWM5316.032PL	5	0.032"	0.168"	PLAIN
WCWM6316.063PL	6	0.063"	0.104"	PLAIN
WCWM6316.047PL	6	0.047"	0.120"	PLAIN
WCWM6316.041PL	6	0.041"	0.126"	PLAIN
WCWM6316.035PL	6	0.035"	0.132"	PLAIN
WCWM6316.032PL	6	0.032"	0.135"	PLAIN
WCWM6316.028PL	6	0.028"	0.139"	PLAIN
WCWM8316.063PL	8	0.063"	0.062"	PLAIN
WCWM8316.054PL	8	0.054"	0.071"	PLAIN
WCWM8316.047PL	8	0.047"	0.078"	PLAIN
WCWM8316.041PL	8	0.041"	0.084"	PLAIN
WCWM8316.035PL	8	0.035"	0.090"	PLAIN
WCWM8316.032PL	8	0.032"	0.093"	PLAIN
WCWM8316.028PL	8	0.028"	0.097"	PLAIN
WCWM8316.025PL	8	0.025"	0.100"	PLAIN
WCWM8316.020PL	8	0.020"	0.105"	PLAIN
WCWM8316.017PL	8	0.017"	0.108"	PLAIN
WCWM9×9.5316.063PL	9 × 9.5	0.063"	0.0480" × 0.0423"	PLAIN
WCWM10316.047PL	10	0.047"	0.053"	PLAIN
WCWM10316.041PL	10	0.041"	0.059"	PLAIN
WCWM10316.035PL	10	0.035"	0.065"	PLAIN
WCWM10316.032PL	10	0.032"	0.068"	PLAIN
WCWM10316.028PL	10	0.028"	0.072"	PLAIN
WCWM10316.025PL	10	0.025"	0.075"	PLAIN
WCWM10316.023PL	10	0.023"	0.077"	PLAIN
WCWM10316.020PL	10	0.020"	0.080"	PLAIN
WCWM12316.035PL	12	0.035"	0.048"	PLAIN
WCWM12316.032PL	12	0.032"	0.051"	PLAIN



**Stainless steel 316 woven wire mesh specification  
(CONTINUED FROM LAST PAGE)**

Item number	Mesh	Wire diameter	Width of opening	Construction type
WCWM12316.028PL	12	0.028"	0.055"	PLAIN
WCWM12316.0023PL	12	0.023"	0.060"	PLAIN
WCWM12316.020PL	12	0.020"	0.063"	PLAIN
WCWM12316.018PL	12	0.018"	0.065"	PLAIN
WCWM12316.016PL	12	0.016"	0.067"	PLAIN
WCWM14316.023PL	14	0.023"	0.048"	PLAIN
WCWM14316.020PL	14	0.020"	0.051"	PLAIN
WCWM14316.0195PL	14	0.0195"	0.052"	PLAIN
WCWM14316.017PL	14	0.017"	0.054"	PLAIN
WCWM14316.014PL	14	0.014"	0.057"	PLAIN
WCWM14316.011PL	14	0.011"	0.060"	PLAIN
WCWM14316.009PL	14	0.009"	0.062"	PLAIN
WCWM16316.028PL	16	0.028"	0.035"	PLAIN
WCWM16316.025PL	16	0.025"	0.038"	PLAIN
WCWM16316.023PL	16	0.023"	0.040"	PLAIN
WCWM16316.020PL	16	0.020"	0.043"	PLAIN
WCWM16316.018PL	16	0.018"	0.045"	PLAIN
WCWM16316.016PL	16	0.016"	0.047"	PLAIN
WCWM16316.012PL	16	0.012"	0.051"	PLAIN
WCWM16316.011PL	16	0.011"	0.052"	PLAIN
WCWM16316.009PL	16	0.009"	0.054"	PLAIN
WCWM18×14316.011PL	18 × 14	0.011"	0.045" × 0.060"	PLAIN
WCWM18×14316.009PL	18 × 14	0.009"	0.054" × 0.062"	PLAIN
WCWM18316.023PL	18	0.023"	0.0330"	PLAIN
WCWM18316.020PL	18	0.020"	0.0360"	PLAIN
WCWM18316.017PL	18	0.017"	0.0390"	PLAIN
WCWM18316.015PL	18	0.015"	0.041"	PLAIN
WCWM18316.012PL	18	0.012"	0.044"	PLAIN
WCWM18316.011PL	18	0.011"	0.045"	PLAIN
WCWM18316.009PL	18	0.009"	0.047"	PLAIN
WCWM20316.028PL	20	0.028"	0.022"	PLAIN
WCWM20316.025PL	20	0.025"	0.025"	PLAIN
WCWM20316.023PL	20	0.023"	0.027"	PLAIN
WCWM20316.020PL	20	0.020"	0.030"	PLAIN
WCWM20316.018PL	20	0.018"	0.032"	PLAIN
WCWM20316.016PL	20	0.016"	0.034"	PLAIN
WCWM20316.014PL	20	0.014"	0.036"	PLAIN
WCWM20316.012PL	20	0.012"	0.038"	PLAIN
WCWM20316.009PL	20	0.009"	0.041"	PLAIN
WCWM20×250316.008PL	20 × 250	0.008" × 0.0036"	0.040" × 0.0015"	PLAIN
WCWM24316.014PL	24	0.014"	0.028"	PLAIN
WCWM24316.012PL	24	0.012"	0.030"	PLAIN





**Stainless steel 316 woven wire mesh specification  
(CONTINUED FROM LAST PAGE)**

Item number	Mesh	Wire diameter	Width of opening	Construction type
WCWM24316.011PL	24	0.011"	0.031"	PLAIN
WCWM24316.01PL	24	0.01"	0.032"	PLAIN
WCWM24316.0075PL	24	0.0075"	0.034"	PLAIN
WCWM24×110316.015PL	24 × 110	0.015" × 0.0105"	0.028" × 0.00315"	PLAIN
WCWM28316.0075PL	28	0.0075"	0.028"	PLAIN
WCWM30316.0016PL	30	0.016"	0.017"	PLAIN
WCWM30316.014PL	30	0.014"	0.019"	PLAIN
WCWM30316.013PL	30	0.013"	0.020"	PLAIN
WCWM30316.012PL	30	0.012"	0.021"	PLAIN
WCWM30316.011PL	30	0.011"	0.022"	PLAIN
WCWM30316.01PL	30	0.01"	0.023"	PLAIN
WCWM30316.0095PL	30	0.0095"	0.024"	PLAIN
WCWM30316.009PL	30	0.009"	0.024"	PLAIN
WCWM30316.0085PL	30	0.0085"	0.025"	PLAIN
WCWM30316.0065PL	30	0.0065"	0.027"	PLAIN
WCWM30×150316.009PL	30 × 150	0.009" × 0.007"	0.025" × 0.05"	PLAIN
WCWM34316.0065PL	34	0.0065"	0.023"	PLAIN
WCWM35316.011PL	35	0.011"	0.018"	PLAIN
WCWM35316.01PL	35	0.01"	0.019"	PLAIN
WCWM36316.0065PL	36	0.0065"	0.021"	PLAIN
WCWM40316.011PL	40	0.011"	0.014"	PLAIN
WCWM40316.010PL	40	0.010"	0.015"	PLAIN
WCWM40316.0095PL	40	0.0095"	0.016"	PLAIN
WCWM40316.009PL	40	0.009"	0.016"	PLAIN
WCWM40316.0085PL	40	0.0085"	0.017"	PLAIN
WCWM40316.0065PL	40	0.0065"	0.019"	PLAIN
WCWM50316.009PL	50	0.009"	0.011"	PLAIN
WCWM50316.008PL	50	0.008"	0.012"	PLAIN
WCWM50316.0075PL	50	0.0075"	0.013"	PLAIN
WCWM50316.0055PL	50	0.0055"	0.015"	PLAIN
WCWM50316.0045PL	50	0.0045"	0.016"	PLAIN
WCWM50316.0012PL	50	0.0012"	0.019"	PLAIN
WCWM60316.009PL	60	0.011"	0.006"	PLAIN
WCWM60316.009PL	60	0.009"	0.008"	PLAIN
WCWM60316.0085PL	60	0.0085"	0.008"	PLAIN
WCWM60316.0075PL	60	0.0075"	0.009"	PLAIN
WCWM60316.007PL	60	0.007"	0.010"	PLAIN
WCWM60316.0065PL	60	0.0065"	0.010"	PLAIN
WCWM70316.0075PL	70	0.0075"	0.007"	PLAIN
WCWM70316.0065PL	70	0.0065"	0.008"	PLAIN
WCWM70316.0037PL	70	0.0037"	0.011"	PLAIN
WCWM80316.007PL	80	0.007"	0.006"	PLAIN

**Stainless steel 316 woven wire mesh specification  
(CONTINUED FROM LAST PAGE)**

Item number	Mesh	Wire diameter	Width of opening	Construction type
WCWM80316.0055PL	80	0.0055"	0.007"	PLAIN
WCWM80316.0037PL	80	0.0037"	0.009"	PLAIN
WCWM84316.0035PL	84	0.0035"	0.008"	PLAIN
WCWM90316.005PL	90	0.005"	0.006"	PLAIN
WCWM90316.0035PL	90	0.0035"	0.008"	PLAIN
WCWM100316.0045PL	100	0.0045"	0.0055"	PLAIN
WCWM100316.004PL	100	0.004"	0.006"	PLAIN
WCWM100316.0035PL	100	0.0035"	0.007"	PLAIN
WCWM100316.003PL	100	0.003"	0.007"	PLAIN
WCWM100316.0022PL	100	0.0022"	0.008"	PLAIN
WCWM100316.0012PL	100	0.0012"	0.009"	PLAIN
WCWM105316.003PL	105	0.003"	0.0069"	PLAIN
WCWM120316.0037PL	120	0.0037"	0.005"	PLAIN
WCWM120316.0026PL	120	0.0026"	0.006"	PLAIN
WCWM135316.0023PL	135	0.0023"	0.0051"	PLAIN
WCWM150316.0026PL	150	0.0026"	0.004"	PLAIN
WCWM165316.0019PL	165	0.0019"	0.0042"	PLAIN
WCWM200316.0021PL	200	0.0021"	0.003"	PLAIN
WCWM200316.0016PL	200	0.0016"	0.003"	PLAIN
WCWM230316.0014PL	230	0.0014"	0.003"	PLAIN
WCWM250316.0016PL	250	0.0016"	0.002"	PLAIN
WCWM270316.0014PL	270	0.0014"	0.002"	PLAIN
WCWM325316.0014PL	325	0.0014"	0.002"	PLAIN
WCWM325×230316.0015PL	325 × 230	0.0015" × 0.0010"	0.002" × 0.003"	PLAIN
WCWM400316.001PL	400	0.001"	0.002"	PLAIN
WCWM500316.001PL	500	0.001"	0.001"	PLAIN
WCWM500316.00085PL	500	0.00085"	0.001"	PLAIN
WCWM635316.0008PL	635	0.0008"	0.0008"	PLAIN
WCWM4"O316.25IL	4" opening	0.250"	4.000"	INTERCRIMP/LOCK
WCWM2"×2"316.25IL	2" × 2"	0.250"	1.750"	INTERCRIMP/LOCK
WCWM2"×2"316.192IL	2" × 2"	0.192"	1.808"	INTERCRIMP/LOCK
WCWM2"×2"316.187IL	2" × 2"	0.187"	1.813"	INTERCRIMP/LOCK
WCWM2"×2"316.162IL	2" × 2"	0.162"	1.838"	INTERCRIMP/LOCK
WCWM2"×2"316.148IL	2" × 2"	0.148"	1.852"	INTERCRIMP/LOCK
WCWM2"×2"316.135IL	2" × 2"	0.135"	1.865"	INTERCRIMP/LOCK
WCWM2"×2"316.120IL	2" × 2"	0.120"	1.880"	INTERCRIMP/LOCK
WCWM2"×2"316.105IL	2" × 2"	0.105"	1.895"	INTERCRIMP/LOCK
WCWM1.5"×1.5"316.162IL	1.5" × 1.5"	0.162"	1.338"	INTERCRIMP/LOCK
WCWM1.5"×1.5"316.135IL	1.5" × 1.5"	0.135"	1.365"	INTERCRIMP/LOCK
WCWM1.5"×1.5"316.120IL	1.5" × 1.5"	0.120"	1.380"	INTERCRIMP/LOCK
WCWM1"×1"316.192IL	1" × 1"	0.192"	0.808"	INTERCRIMP/LOCK
WCWM1"×1"316.187IL	1" × 1"	0.187"	0.813"	INTERCRIMP/LOCK



**Stainless steel 316 woven wire mesh specification  
(CONTINUED FROM LAST PAGE)**

Item number	Mesh	Wire diameter	Width of opening	Construction type
WCWM1"×1"316.162IL	1" × 1"	0.162"	0.838"	INTERCRIMP/LOCK
WCWM1"×1"316.148IL	1" × 1"	0.148"	0.852"	INTERCRIMP/LOCK
WCWM1"×1"316.135IL	1" × 1"	0.135"	0.865"	INTERCRIMP/LOCK
WCWM1"×1"316.120IL	1" × 1"	0.120"	0.880"	INTERCRIMP/LOCK
WCWM1"×1"316.105IL	1" × 1"	0.105"	0.895"	INTERCRIMP/LOCK
WCWM1"×1"316.093IL	1" × 1"	0.093"	0.907"	INTERCRIMP/LOCK
WCWM3/4"O316.250IL	3/4" opening	0.250"	0.750"	INTERCRIMP/LOCK
WCWM3/4"×3/4"316.120IL	3/4"	0.120"	0.630"	INTERCRIMP/LOCK
WCWM3/4"×3/4"316.105IL	3/4"	0.105"	0.645"	INTERCRIMP/LOCK
WCWM3/4"×3/4"316.080IL	3/4"	0.080"	0.670"	INTERCRIMP/LOCK
WCWM2"×2"316.135IL	2"	0.135"	0.365"	INTERCRIMP/LOCK
WCWM2316.120IL	2	0.120"	0.380"	INTERCRIMP/LOCK
WCWM2316.105IL	2	0.105"	0.395"	INTERCRIMP/LOCK
WCWM2316.080IL	2	0.080"	0.420"	INTERCRIMP/LOCK
WCWM2316.063IL	2	0.063"	0.437"	INTERCRIMP/LOCK
WCWM3316.120IL	3	0.120"	0.213"	INTERCRIMP/LOCK
WCWM3316.105IL	3	0.105"	0.228"	INTERCRIMP/LOCK
WCWM3316.092IL	3	0.092"	0.241"	INTERCRIMP/LOCK

For additional specifications, cut to length or width, please feel free to contact our sales representatives.